SS2020FL~SS20200FL

SCHOTTKY BARRIER RECTIFIER

VOLTAGE **20 to 200 Volts** **CURRENT** **2.0 Amperes**

Green

SOD-123FL Unit : inch(mm)

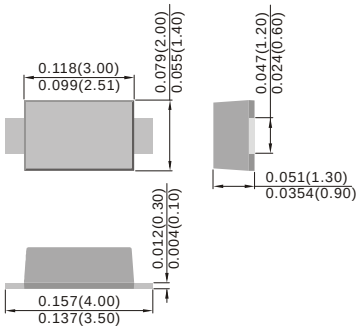

FEATURES

- Fast switching speed
- Surface mount package ideally suited for autonatic insertion
- Low power loss, high efficieucy
- Lead free in comply with EU RoHS 2002/95/EC directives.

MECHANICAL DATA

- Case: SOD-123FL, Plastic
- Terminals: Solderable per MIL-STD-750, Method 2026

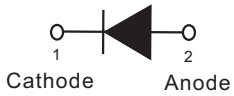

Maximum Ratings And Electrical Characteristics

Ratings at 25℃ ambient temperature unless otherwise specified. Single phase half-wave 60Hz,resistive or inductive load, for capacitive load current derate by 20%.

PARAMETER	SYMBOL	SS2020FL	SS2040FL	SS2060FL	SS2080FL	SS20100FL	SS20150FL	SS20200FL	UNITS
	Mark Code	K22	K24	K26	K28	K210	K215	K220	
Maximum repetitive peak reverse voltage	V_{RRM}	20	40	60	80	100	150	200	V
Maximum RMS voltage	V_{RMS}	14	21	28	56	70	105	150	V
Maximum DC blocking voltage	V_{DC}	20	40	60	80	100	150	200	V
Maximum average forward rectified current at T_L=110℃	$I_{(AV)}$	2.0							A
Peak forward surge current 8.3ms single half sine-wave superimposed on rated load (JEDEC Method)	I_{FSM}	50.0							A
Maximum instantaneous forward voltage at 3.0A	V_F	0.55		0.70	0.85		0.95		V
Maximum DC reverse current T_A=25℃	I_R	0.2					0.1		mA
at rated DC blocking voltage T_A=100℃		20.0			10.0		2.0		
Typical thermal resistance (NOTE 1)	$R_{\theta JA}$	75.0							C/W
Operating junction and storage temperature range	T_J,T_{STG}	-55 to +150							℃

Note: 1.P.C.B. mounted with 5.0x5.0mm copper pad areas

SS2020FL~SS20200FL

ATING AND CHARACTERISTIC CURVES

FIG. 1- FORWARD CURRENT DERATING CURVE

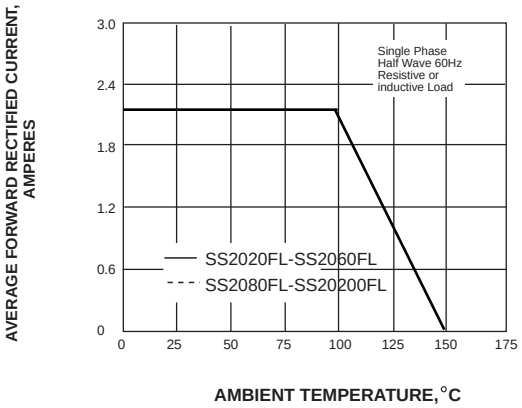

FIG. 2-MAXIMUM NON-REPETITIVE PEAK FORWARD SURGE CURRENT

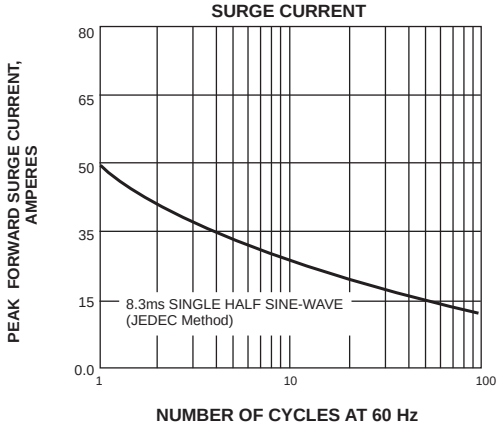

FIG. 3-TYPICAL INSTANTANEOUS FORWARD CHARACTERISTICS

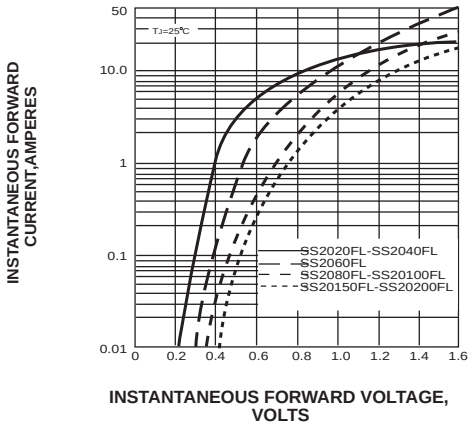

FIG. 4-TYPICAL REVERSE CHARACTERISTICS

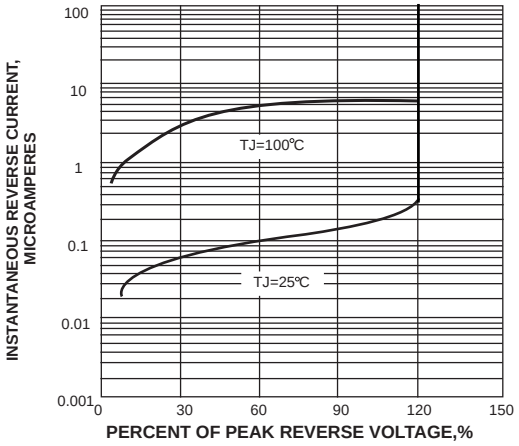
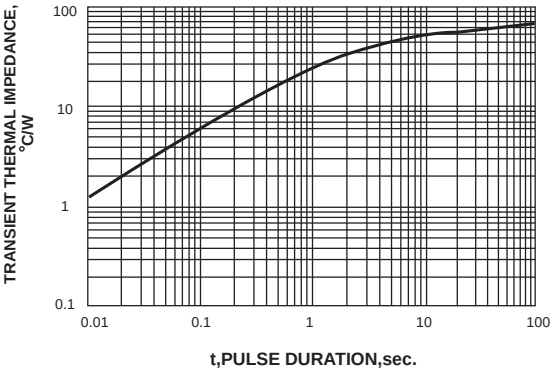
FIG. 5-TYPICAL TRANSIENT THERMAL IMPEDANCE